



WOOD

# Pella® 450 Series

\$\$-\$\$\$



Pella 450 Series  
double-hung window

## FEATURES

Natural beauty of wood with low-maintenance aluminum-clad exteriors  
 Unique, factory-assembled combinations without the custom price tag  
 Most popular features and options, including stains and grilles

## WINDOW STYLES

Special sizes and configurations are also available.



AWNING



BAY OR BOW



CASEMENT



DOUBLE-HUNG

## PATIO DOOR STYLES



SLIDING



HINGED



# Colors & Finishes PELLA® 450 SERIES

## WOOD TYPE

The wood species that best complements your home's interior.



## PREFINISHED PINE INTERIOR COLORS

We can prefinish pine in your choice of three paint colors or seven stains. Unfinished or primed and ready-to-paint are also available.



## ALUMINUM-CLAD EXTERIOR COLORS

Our low-maintenance EnduraClad® exterior finish resists fading and helps protect your windows and patio doors for years.



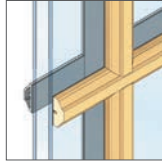
# Grilles PELLA® 450 SERIES

## GRILLES


Choose the look of true divided light, removable roomside grilles or make cleaning easier by selecting grilles-between-the-glass.



**SIMULATED-DIVIDED-LIGHT WITH SPACER**  
7/8"



**SIMULATED-DIVIDED-LIGHT WITHOUT SPACER**  
7/8"




**ROOMSIDE REMOVABLE GRILLES**  
3/4"



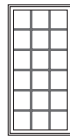
**ALUMINUM GRILLES-BETWEEN-THE-GLASS<sup>1</sup>**  
3/4"

### GRILLES-BETWEEN-THE-GLASS INTERIOR COLORS:



## GRILLE PATTERNS

Choose from a variety of grille patterns for the traditional look of divided light. Custom patterns are available.



**TRADITIONAL**



**9-LITE PRAIRIE**



**TOP ROW**



**CROSS**



**CUSTOM**

<sup>1</sup> Aluminum grilles-between-the-glass feature the option of the interior grille colors shown. The exterior will match the EnduraClad® color you choose. Appearance of exterior grille color may vary depending on the Low-E insulating glass selection.

<sup>2</sup> Only available with matching interior and exterior colors.

# Window Hardware PELLA® 450 SERIES

## ESSENTIAL COLLECTION

Select from popular designs and finishes to suit every style.



FOLD-AWAY  
CRANK



CAM-ACTION  
LOCK

### FINISHES:

CHAMPAGNE

WHITE

BROWN

OIL-RUBBED  
BRONZE

SATIN  
NICKEL

# Patio Door Hardware

## ESSENTIAL COLLECTION

Elevate your style and transform your home with elegant selections.



HINGED PATIO  
DOOR HANDLE



SLIDING PATIO  
DOOR HANDLE

### FINISHES:

CHAMPAGNE<sup>1</sup>

WHITE<sup>1</sup>

BROWN

OIL-RUBBED  
BRONZE

SATIN  
NICKEL

<sup>1</sup> Available on sliding patio doors only.

# Glass PELLA® 450 SERIES

---

## INSULSHIELD® LOW-E GLASS

Advanced Low-E insulating glass with argon<sup>1</sup>

AdvancedComfort Low-E insulating dual-pane glass with argon<sup>1</sup>

NaturalSun Low-E insulating glass with argon<sup>1</sup>

SunDefense™ Low-E insulating glass with argon<sup>1</sup>

---

## ADDITIONAL GLASS OPTIONS

Annealed or tempered glass

Obscure glass also available on select products

---

# Screens<sup>2</sup>

---

## FLAT

InView™ screens are clearer than conventional screens. Vivid View® window screens offer the sharpest view.

<sup>1</sup> Optional high-altitude Low-E insulating glass does not contain argon on most products. Please see your local Pella sales representative for more information.

<sup>2</sup> Warning: Screen will not stop child or pet from falling out of window or door. Keep child or pet away from open window or door.

---

Want to learn more? Call us at 833-44-PELLA or visit [pella.com](http://pella.com)



**The confidence of Pella's warranty.**

Pella® 450 Series products are covered by the best limited lifetime warranty for wood windows and patio doors.<sup>1</sup> See written limited warranty for details, including exceptions and limitations, at [pella.com/warranty](http://pella.com/warranty).

<sup>1</sup> Based on comparing written limited warranties of leading national wood window and wood patio door brands.



Connect with Pella:

